


Maths Homework Grid (Y4)

Practise your tables, play a maths game and choose one other thing to work on each day. Watch the video link for each one and then have a go yourself!

<p><u>Times Tables</u> Spend at least 15 minutes a day practising your times tables https://trockstars.com/ https://www.topmarks.co.uk/mathsgames/hit-the-button https://www.timestables.co.uk/</p>	<p><u>Finding the difference and partitioning</u> Roll a dice 4 times to generate 4 numbers. What 4-digit numbers can you make using each of your rolled numbers? Can you work systematically to find them all? What's the difference between the smallest 4-digit number that you made and the highest? Choose one of your 4-digit numbers. How many different ways can you partition this number?</p>
<p><u>Maths Games</u> Choose a maths game to play each day. Have a go at inventing your own maths game. https://matr.org/blog/fun-maths-games-activities-for-kids/ Link to maths games videos: https://www.youtube.com/watch?v=foj6ujoT_HU&list=PLWIJ2KbiNEyoBdc5yLJ4PaiaY3o5E5xCB</p>	<p><u>Roman Numerals</u> Did you know that at the end of a television program the date that it was filmed is shown in Roman Numerals? As you are watching some of your favourite television programmes make a note of the Roman Numeral date and convert this into our number system to find out when it was filmed.</p>  <p>Collect this information about a number of programmes. Which programme is the oldest? Which one is the newest? https://www.mathsisfun.com/roman-numerals.html</p>
<p><u>Written addition</u> Practice your formal written addition by playing the 'nasty or nice game' from the nRich website.</p>	<p><u>Coordinates</u> Using a map that has grid coordinates, find interesting features or locations on your map and write down what grid coordinates these features are in.</p>

Nice or Nasty

Age 7 to 14 ★

Find a partner and a 1 – 6 dice, or even a 0 – 9 dice if you have one. You could use the dice in *Dice and Spinners*.

Each of you draw a set of four boxes like this:



Or you can download and print off this [scoring sheet](#).

Plan a day out to visit a range of locations on your map. Write down the coordinates you will visit in the order you would like to visit them. See if your grown-up can get the same list of locations as you by reading your coordinates.

<https://www.topmarks.co.uk/Search.aspx?q=coordinates>

Capacity

Go on a capacity hunt!

Using bottles in your kitchen and bathroom find the different capacities that are written on the packaging. Record all of these measures as both ml and litres. If ml is the unit of measure listed then convert this to litres, if litres are the unit of measure then convert this is ml.

Order these capacities from smallest to largest.

<https://www.bbc.co.uk/teach/class-clips-video/maths-ks2-capacity-and-measure/z7gkqp3>

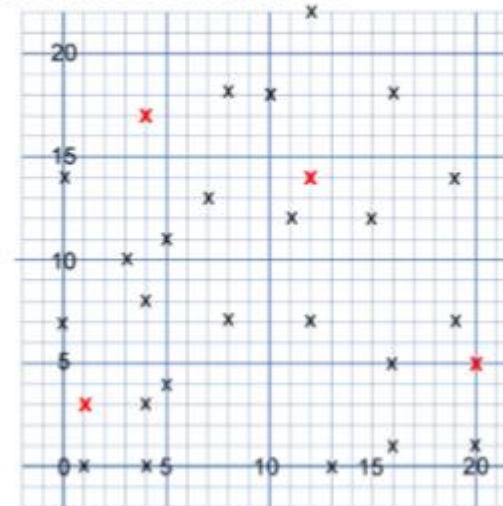
Coordinates

Using the conventions of reading coordinates have a go at finding the 8 squares in the nRich problem '8 Hidden Squares' Write the coordinates of the squares that you have found.

Eight Hidden Squares

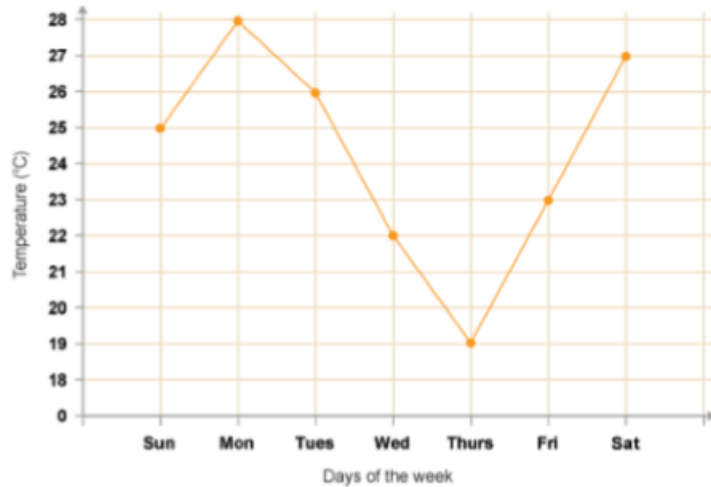
Age 7 to 14 ★★

On the graph below there are 28 marked points.



Statistics

What information is this graph showing you?



Using data about the average daily temperature for the next 7 days (BBC weather for example) create a line graph. What information can you tell from your graph?



Research different places around the world and what their average temperature will be over the next 7 days. Create line graphs to show this. What is the same and what is different about the graphs?

<https://www.bbc.co.uk/bitesize/topics/zqgrd2p>

Fractions

Choose a page in a book - ideally one that isn't too long. Count how many of the letters are consonants and how many of them are vowels.

Express this as a fraction. Simplify this fraction using your multiplication knowledge.

Choose one line of the book. What fraction on this line is the letter A, B, C, etc. Which is the largest fraction? Why do you think this is?

Collecting data

Collect information about the sunrise and sunset times in your city on the 1st of each month. Record each time in 24-hour time as this will make the next task easier (sunset 6.34pm - 18.34)



Calculate how long the sun is up for each month of the year? What is the pattern that you can see?

Rounding

Find me 10 things that would round to 10,000 This could be population of towns, capacity of sports grounds, miles travelled to get to a location, number of items produced in a factory...)

Tell me why it would round to 10,000. Is it because you are rounding your researched number to 10, 100 or 1000?